

# Business Responsibility & Sustainability Report



# BUSINESS RESPONSIBILITY AND SUSTAINABILITY REPORT

## SECTION A: GENERAL DISCLOSURES

### I. Details of the listed entity

1.	Corporate Identity Number (CIN) of the Entity	L74899HR1981PLC107123
2.	Name of the Entity	NIIT Limited
3.	Year of incorporation	1981
4.	Registered office address	Plot No. 85, Sector - 32 Institutional Area, Gurgaon – 122001, Haryana, India
5.	Corporate Address	Plot No. 85, Sector - 32 Institutional Area, Gurgaon – 122001, Haryana, India
6.	E-mail	<a href="mailto:investors@niit.com">investors@niit.com</a>
7.	Telephone	+91 1244293000
8.	Website	<a href="http://www.niit.com">www.niit.com</a>
9.	Financial year for which reporting is being done	1st April 2023 to 31st March 2024
10.	Name of the Stock Exchange(s) where shares are listed	BSE Limited (BSE) and National Stock Exchange of India Limited (NSE)
11.	Paid-up Capital (As on March 31, 2024)	Rs. 270,130,444 comprising of 135,065,222 equity shares of Rs. 2/- each
12.	Name and contact details (telephone, email address) of the person who may be contacted in case of any queries on the BRSR report	Mr. Jaydip Gupta, Senior Vice President, Audit and Assurance, <a href="mailto:Esg@niit.com">Esg@niit.com</a>
13.	Reporting boundary: Are the disclosures under this report made on a standalone basis (i.e., only for the entity) or on a consolidated basis (i.e., for the entity and all the entities which form a part of its consolidated financial statements, taken together).	NIIT Limited and its subsidiaries in India, unless otherwise stated.
14.	Name of assurance provider	Not Applicable
15.	Type of assurance obtained	Not Applicable

### II. Products/services

#### 16. Details of business activities (accounting for 90% of the turnover):

Sr. No.	Description of main activity	Description of business activity	% of Turnover of the entity
1	Other Education Delivery	NIIT offers long & short-term retail and enterprise training programs with courses ranging from software & technology, data science, banking & finance, marketing, financial technology, and others emerging areas	100

#### 17. Products/Services sold by the entity (accounting for 90% of the entity's Turnover):

Sr. No.	Product / Service	NIC Code	% of total turnover contributed
1	Other Education Delivery	854	100

### III. Operations

#### 18. Number of locations where plants and/or operations/offices of the entity are situated:.

Location	Number of plants	Number of offices	Total
National	NA	24	24
International	NA	02	02

#### 19. Markets served by the entity:

##### a. Number of locations:

Locations	Number
National (No. of States)	18 States and 1 Union territory
International (No. of Countries)	13 Countries

##### b. What is the contribution of exports as a percentage of the total turnover of the entity?

5.43%

##### c. A brief on types of customers:

NIIT delivers a diverse range of learning and talent development programs to early career aspirants as well as corporate learners in futuristic domains through its various businesses including NIIT Digital, StackRoute, RPS Consulting, Institute of Finance Banking & Insurance (IFBI), TPaaS and Sales & Service Excellence (SSE).

We are leading provider of training programs on emerging digital technologies for experienced technology professionals. We are digital transformation partner for corporates to build multi-skilled full stack professionals in advanced technologies at scale.

NIIT helps organizations to address the challenge of securing mid to long term talent across Technology, Marketing, and Sales Roles. We have deep expertise in empowering businesses in creating an eco-system for talent development to enhance key competencies & elevate performance to achieve higher business outcomes.

**BUSINESS RESPONSIBILITY AND SUSTAINABILITY REPORT (Contd.)**

**IV. Employees**

**20. Details as at the end of Financial Year**

**a. Employees and workers (including differently abled):**

Sr. No.	Particulars	Total (A)	Male		Female	
			No. (B)	% (B / A)	No. (C)	% (C / A)
<b>Employees</b>						
1	Permanent (D)	739	483	65	256	35
2	Other Than Permanent (E)	170	122	72	48	28
3	<b>Total Employees (D + E)</b>	<b>909</b>	<b>605</b>	<b>67</b>	<b>304</b>	<b>33</b>
<b>Workers</b>						
4	Permanent (F)	-	-	-	-	-
5	Other Than Permanent (G)	54	52	96	2	4
6	<b>Total Workers (F + G)</b>	<b>54</b>	<b>52</b>	<b>96</b>	<b>2</b>	<b>4</b>

**b. Differently abled Employees and workers:**

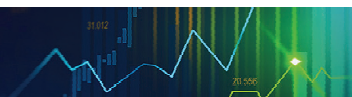
Sr. No.	Particulars	Total (A)	Male		Female	
			No. (B)	% (B / A)	No. (C)	% (C / A)
<b>Differently abled Employees</b>						
1	Permanent (D)	1	1	100	-	-
2	Other Than Permanent (E)	-	-	-	-	-
3	<b>Total Employees (D + E)</b>	<b>1</b>	<b>1</b>	<b>100</b>	<b>-</b>	<b>-</b>
<b>Differently abled Workers</b>						
4	Permanent (F)	-	-	-	-	-
5	Other Than Permanent (G)	-	-	-	-	-
6	<b>Total Workers (F + G)</b>	<b>-</b>	<b>-</b>	<b>-</b>	<b>-</b>	<b>-</b>

**21. Participation/Inclusion/Representation of women:**

	Total (A)	No. and Percentage of Females	
		No. (B)	% (B / A)
Board Of Directors	12	3	25
Key Management Personnel	4	1	25

**22. Turnover rate for permanent employees and workers (Disclose trends for the past 3 years) :**

	FY24			FY23			FY22		
	Male	Female	Total	Male	Female	Total	Male	Female	Total
Permanent Employees	47%	33%	42%	59%	42%	54%	53%	53%	53%
Permanent Workers	-	-	-	-	-	-	-	-	-



## BUSINESS RESPONSIBILITY AND SUSTAINABILITY REPORT (Contd.)

### V. Holding, Subsidiary and Associate Companies (including joint ventures) :

#### 23. (a) Names of holding / subsidiary / associate companies / joint ventures:

Sr. No.	Name of the Holding/ Subsidiary / Associate Companies / Joint ventures (A)	Indicate whether Holding/ Subsidiary/ Associate/ Joint venture	% of Shares held by listed entity	Does the entity indicated at column (A), participate in the business responsibility initiatives of the listed entity? (Yes/No)
<b>Indian Subsidiaries</b>				
1	NIIT Institute of Finance Banking and Insurance Training Limited	Subsidiary	80.72%	Yes
2	NIIT Institute of Process Excellence Limited	Subsidiary (Liquidated, during the year)	100%	-
3	RPS Consulting Pvt Ltd.	Subsidiary	100%	Yes
<b>Foreign Subsidiaries</b>				
4	NIIT GC Limited, Mauritius	Subsidiary	100%	Yes
5	NIIT China (Shanghai) Limited	Subsidiary	100%	Yes
6	Chongqing NIIT Business Consulting Co. Limited, China	Step down Subsidiary	65%	Yes
7	Guizhou NIIT information Technology Consulting Co., Limited, China	Step down Subsidiary	100%	Yes
8	NIIT (Guizhou) Education Technology Co., Limited, China	Step down Subsidiary	100%	Yes
9	PT NIIT Indonesia	Subsidiary (Under Liquidation)	100%	-

### VI. CSR Details

24. (i) Whether CSR is applicable as per section 135 of Companies Act, 2013: (Yes/No) – No

(ii) Turnover (in ₹ Million) : 1,574/-

(iii) Net worth (in ₹ Million) : 4,631/-

**Note :** The above detail pertains to FY23, standalone financial basis.

### VII. Transparency and Disclosures Compliances

25. Complaints/Grievances on any of the principles (Principles 1 to 9) under the National Guidelines on Responsible Business Conduct :

Stakeholder group from whom complaint is received	Grievance redressal mechanism in place (Yes/No) (If yes, then provide web-link for grievance redress Policy)	FY24			FY23		
		Number of complaints filed during the year	Number of complaints pending resolution at close of the year	Remarks	Number of complaints filed during the year	Number of complaints pending resolution at close of the year	Remarks
Communities	Yes	NIL					
Investors (Other Than Shareholders)		NIL					
Shareholders		7	0	NIL	5	0	NIL
Employees And Workers		NIL					
Customers	NA	NIL					
Value Chain Partners		NIL					
Other (Please Specify)	NA	NIL					


**Note :** Refer below table "Policies associated with BRSR principle" in Section B

**BUSINESS RESPONSIBILITY AND SUSTAINABILITY REPORT (Contd.)**

**26. Overview of the entity’s material responsible business conduct issues**

Please indicate material responsible business conduct and sustainability issues pertaining to environmental and social matters that present a risk or an opportunity to your business, rationale for identifying the same, approach to adapt or mitigate the risk along-with its financial implications, as per the following format

Sr. No.	Material Issue Identified	Indicate whether risk or opportunity (R/O)	Rationale for identifying the risk / opportunity	In case of risk, approach to adapt or mitigate	Financial implications of the risk or opportunity (indicate positive or negative implications)
1	Climate Change and Energy Management	Opportunity	The emergence of virtual and hybrid working models due to climate change has emphasized the necessity for NIIT’s online training modules. As we navigate the shift towards virtual and hybrid work setups, climate change presents a significant opportunity for our business.		Positive
2	Talent Attraction and Development	Opportunity	As a talent development corporation, it is crucial for us at NIIT to prioritize the development of our own human capital. We have established a robust learning culture within the organization.  Additionally, we prioritize and consistently invest in cultivating a diverse group of leaders. Our company offers executive development programs tailored to every level, including individual contributors, managers, and leaders.  We utilize technological solutions to enhance the employee experience. For instance, we are currently implementing Success Factors, employing an AI BOT for engagement surveys, and utilizing an online portal for wellness initiatives.		Positive
3	Data Privacy and Cyber Security	Risk	There are several potential risks associated with cyber threats, including malware attacks, social engineering attacks, and software supply chain attacks. These risks pose a significant threat to the organization as they can result in the theft of sensitive customer data. This not only jeopardizes data privacy but also poses a reputational risk to the organization.	NIIT implements various security measures such as Segregation of Duties (SOD), Multi-Factor Authentication (MFA), disk encryption, and USB disablement to safeguard against IT risks and maintain data privacy. Our robust cyber security and data privacy policy is designed to promptly address threats and effectively manage data, mitigating any potential risks stemming from cyber security and data privacy concerns.	Negative
4	Artificial Intelligence	Risk & Opportunity	Risk exists in the learning content practice as customers may opt to use Gen AI for content creation. However, customers may alternatively opt to invest in more effective training at levels 2 and 3.  We have incorporated automation, bots, and RPAs into our Learning administration processes. While AI won’t revolutionize our offerings, it does enable us to introduce some new products.  The risk is low for Learning Delivery as instructors continue to offer unique value towards building proficiency.	Our strategy for future is centered around a strong focus on highly AI-enabled solutions. We also plan to invest significantly in FY25 to strengthen our AI capabilities, for driving internal efficiencies and customer deliverables.	Positive



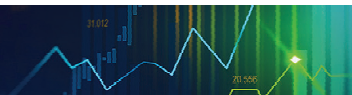
## BUSINESS RESPONSIBILITY AND SUSTAINABILITY REPORT (Contd.)

Sr. No.	Material Issue Identified	Indicate whether risk or opportunity (R/O)	Rationale for identifying the risk / opportunity	In case of risk, approach to adapt or mitigate	Financial implications of the risk or opportunity (indicate positive or negative implications)
5	Employee Health and Safety	Opportunity	<p>Poor work environments and unsafe practices can deter employee retention and discourage workplace efficiency or productivity. Lost time injuries create loss of productivity and mental dissatisfaction of employees. Given the COVID-19 pandemic, employee demands have shifted to mental and emotional wellness rather than only that of physical.</p> <p>Employee well-being has been an important focus area for NIIT. When COVID first impacted us, we already had in place a wellness portal called Round Glass which was used for various health and wellness programs. We also had a panel of experts to take care of mental wellness. During the COVID period, we took care of the complete expenses related to treatment for employees and for their dependents. We also extended monthly monetary support, and educational support to the children of bereaved families.</p> <p>Our online wellness portal has more than 50% of employees participating in webinars on areas related to health and wellbeing. We also drive health and wellness initiatives through a tie up with Cultfit, and provide free sponsorship of membership to our employees. We take continuous feedback from NIITians through engagement surveys and feedback to design and incorporate newer initiatives in the area of wellbeing.</p>		Positive
6	Business Ethics and Corporate Governance	Opportunity	<p>Business ethics are cornerstones of ensuring transparent and sustainable corporate governance frameworks. Upholding policies such as code of conduct and anti-bribery &amp; corruption and good-Business ethics are cornerstones of ensuring transparent and sustainable corporate governance frameworks. Upholding policies such as code of conduct and anti-bribery &amp; corruption and good-governance measures to effectively implement stringent actions, among others tantamount to strong business ethics. When such business ethics are not complied with it often leads to significant reputational damage.</p> <p>NIIT has a Code of Conduct in place to ensure compliance with standards of business practices and legal requirements for all its employees and workers. We also have comprehensive anti-bribery and anti-corruption policy and measures to ensure compliance and management of risks. Policies such as whistleblower, related party transactions, etc. are also existent and material to business.</p>		Positive

**BUSINESS RESPONSIBILITY AND SUSTAINABILITY REPORT (Contd.)**

Sr. No.	Material Issue Identified	Indicate whether risk or opportunity (R/O)	Rationale for identifying the risk / opportunity	In case of risk, approach to adapt or mitigate	Financial implications of the risk or opportunity (indicate positive or negative implications)
7	Customer Concentration	Risk & Opportunity	The organization functions in multiple enterprise sectors and is mostly focused on Fortune 1000 organizations and 500 global organization around the world. The organization sets into its customer training and upskilling in an integral manner, which results in fewer customers having a large share or contribution towards revenue. Usually, the customer maturity process is long-term for the business.	NIIT has grown to earn the trust of many Fortune 1000 and Global 500 companies. Trusted by the world's leading companies, NIIT provides high-impact managed learning solutions that weave together the best of learning theory, technology, operations, and services to enable a thriving workforce.  The risk of failure of these customers is low and there is a steep entry barrier. More and more organizations are engaging professional training partners like NIIT for outsourcing. The India geography is seeing an extensive expansion of GCCs. Hence there are significant opportunities in the market.	Positive
8	Supply chain Management	Opportunity	Supply chain management affects product and service quality, delivery, costs, customer experience and ultimately, profitability. Increased supply chain disruptions at the wake of geopolitical transitions, and crises such as the pandemic result in loss of business continuity. Lack of inclusive supply chains creates vacuum at the time of a crises and a robust supply chain includes local sourcing, also boosting local economies and disadvantaged communities.  The organization operation depends significantly on value chain partner and it maintains a very wide base of such partners globally with ability to source at very short interval to meet customer demands. The value proposition to its enterprise customers that the organization provides is the ability to meet certain surges of demand while, on the other hand, not requiring customers to have any fixed commitment.		Positive

**Note :** While the material Issues are identified, the organization is undergoing the details assessment of prioritization for driving its long term sustainability goals.



## BUSINESS RESPONSIBILITY AND SUSTAINABILITY REPORT (Contd.)

### SECTION B: MANAGEMENT AND PROCESS DISCLOSURES

This section is aimed at helping businesses demonstrate the structures, policies and processes put in place towards adopting the NGRBC Principles and Core Elements.

Disclosure Questions	P 1	P 2	P 3	P 4	P 5	P 6	P 7	P 8	P 9															
<b>Policy and Management Processes</b>																								
1. a. Whether your entity's policy/policies cover each principle and its core elements of the NGRBCs. (Yes/ No)	Yes	Yes	Yes	Yes	Yes	Yes	No	Yes	Yes															
b. Has the policy been approved by the Board? (Yes/No)	Yes	Yes	Yes	Yes	Yes	Yes	No	Yes	Yes															
c. Web link of the policies, if available	<b>Refer below table "Policies associated with BRSR principle."</b>																							
2. Whether the entity has translated the policy into procedures. (Yes / No)	Yes	Yes	Yes	Yes	Yes	Yes	No	Yes	Yes															
3. Do the enlisted policies extend to your value chain partners? (Yes/No)	Yes	Yes	Yes	Yes	Yes	Yes	No	No	Yes															
4. Name of the national and international codes/ certifications/labels/ standards	The organization has subsequently obtained after the financial year FY24 for its enterprise business units ISO9001:2015 & ISO27001:2022.																							
5. Specific commitments, goals, and targets set by the entity with defined timelines, if any.	The organization ensures to remain compliant as per the regulations as applicable in India and other place of operations. The company will be identifying clear sustainability goals and targets through a structured process and track it for completion																							
6. Performance of the entity against the specific commitments, goals, and targets along with reasons in case the same are not met.	The company has been compliant with regulations to the extent possible. The company follows the stringent monitoring system through an external supported tool.																							
<b>Governance, Leadership and Oversight</b>																								
7. Statement by director responsible for the business responsibility report, highlighting ESG related challenges, targets and achievements. NIIT management functions considering in mind its environmental, social and governance responsibility. The business decisions are made keeping in mind the interest of various stake holders. The organization is further preparing a strategy towards achieving net zero by identifying various areas of initiatives and creating strategies around it. The organization already fulfil multiple social responsibilities towards its employees and towards youth of the society. Mr. Parappil Rajendran Joint Managing Director																								
8. Details of the highest authority responsible for implementation and oversight of the Business Responsibility policy (ies).	Joint Managing Director																							
9. Does the entity have a specified Committee of the Board/ Director responsible for decision making on sustainability related issues? (Yes / No). If yes, provide details.	<p>Yes, CSR Committee is responsible for decision making on sustainability related issues. The members of the committee include the following:</p> <table border="1" style="width: 100%; border-collapse: collapse;"> <thead> <tr> <th>Committee Members</th> <th>Designation</th> <th>DIN Of Member</th> </tr> </thead> <tbody> <tr> <td>Mr. Anand Sudarshan</td> <td>Chairman</td> <td>00827862</td> </tr> <tr> <td>Mr. Rajendra S Pawar</td> <td>Member</td> <td>00042516</td> </tr> <tr> <td>Mr. Vijay K Thadani</td> <td>Member</td> <td>00042527</td> </tr> <tr> <td>Mr. Ravindra B Garikipati</td> <td>Member</td> <td>00984163</td> </tr> </tbody> </table> <p>Note : Mr. Anand Sudharshan and Mr. Ravindra Babu Garikipati ceased to be member of CSR Committee effective April 1, 2024. Mr. Sanjiv Kumar Chaudhary was appointed as Chairman, Mr. P Rajendran and Mr. Udai Singh Pawar were appointed as Members of the Committee, effective April 1, 2024.</p>									Committee Members	Designation	DIN Of Member	Mr. Anand Sudarshan	Chairman	00827862	Mr. Rajendra S Pawar	Member	00042516	Mr. Vijay K Thadani	Member	00042527	Mr. Ravindra B Garikipati	Member	00984163
Committee Members	Designation	DIN Of Member																						
Mr. Anand Sudarshan	Chairman	00827862																						
Mr. Rajendra S Pawar	Member	00042516																						
Mr. Vijay K Thadani	Member	00042527																						
Mr. Ravindra B Garikipati	Member	00984163																						



**BUSINESS RESPONSIBILITY AND SUSTAINABILITY REPORT (Contd.)**

10. Details of Review of NGRBCs by the Company:

Subject for Review	Indicate whether review was undertaken by Director / Committee of the Board/ Any other Committee									Frequency (Annually/ Half yearly/ Quarterly/ Any other – please specify)								
	P 1	P 2	P 3	P 4	P 5	P 6	P 7	P 8	P 9	P 1	P 2	P 3	P 4	P 5	P 6	P 7	P 8	P 9
Performance against above policies and follow up action	Y	Y	Y	Y	Y	Y	N	Y	Y	Annually								
Compliance with statutory requirements of relevance to the principles, and rectification of any non-compliances	Y	Y	Y	Y	Y	Y	N	Y	Y	Quarterly								

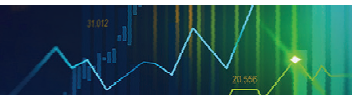
11. Has the entity carried out independent assessment/ evaluation of the working of its policies by an external agency? (Yes/No). If yes, provide name of the agency.	P 1	P 2	P 3	P 4	P 5	P 6	P 7	P 8	P 9
No	No								

12. If answer to question (1) above is “No” i.e. not all Principles are covered by a policy, reasons to be state:

Questions	P 1	P 2	P 3	P 4	P 5	P 6	P 7	P 8	P 9
The entity does not consider the principles material to its business (Yes/No)	-	-	-	-	-	-	No	-	-
The entity is not at a stage where it is in a position to formulate and implement the policies on specified principles (Yes/No)	-	-	-	-	-	-	No	-	-
The entity does not have the financial or/human and technical resources available for the task (Yes/No)	-	-	-	-	-	-	No	-	-
It is planned to be done in the next two financial year (Yes/No)	-	-	-	-	-	-	Yes	-	-
Any other reason (please specify)	-	-	-	-	-	-	-	-	-

**\*Policies associated with BRSR principle.**

Principle	Policy Name	Policy Weblink
1,2,3,5 & 6	Code of Conduct	<a href="https://www.niit.com/authoring/Documents/Corporate%20Governance/Code%20of%20Conduct.pdf">https://www.niit.com/authoring/Documents/Corporate%20Governance/Code%20of%20Conduct.pdf</a>
4 & 8	CSR	<a href="https://www.niit.com/authoring/Documents/New-Disclosures/CSR%20Policy%20w.e.f.%205.2.2021.pdf">https://www.niit.com/authoring/Documents/New-Disclosures/CSR%20Policy%20w.e.f.%205.2.2021.pdf</a>
3 & 5	Equal Opportunity	<a href="https://www.niit.com/authoring/Documents/New-Disclosures/Equal%20Opportunity%20Policy.pdf">https://www.niit.com/authoring/Documents/New-Disclosures/Equal%20Opportunity%20Policy.pdf</a>
3 & 4	Grievance Redressal	<a href="https://www.niit.com/authoring/Documents/New-Disclosures/Grievance%20Redressal%20Policy.pdf">https://www.niit.com/authoring/Documents/New-Disclosures/Grievance%20Redressal%20Policy.pdf</a>
3 & 6	Health & Safety, Environment	<a href="https://www.niit.com/authoring/Documents/New-Disclosures/Health%20Safety%20and%20Environment%20Policy.pdf">https://www.niit.com/authoring/Documents/New-Disclosures/Health%20Safety%20and%20Environment%20Policy.pdf</a>
3	Nomination & Remuneration	<a href="https://www.niit.com/authoring/Documents/New-Disclosures/NRC%20policy%20-%202024.05.2023.pdf">https://www.niit.com/authoring/Documents/New-Disclosures/NRC%20policy%20-%202024.05.2023.pdf</a>
9	Privacy	<a href="https://privacy.niit.com/prospective_customer.html">https://privacy.niit.com/prospective_customer.html</a>
1	Whistleblower	<a href="https://www.niit.com/authoring/Documents/Other%20Disclosures/Whistle%20Blower%20Policy.pdf">https://www.niit.com/authoring/Documents/Other%20Disclosures/Whistle%20Blower%20Policy.pdf</a>
3	Workplace Monitoring	<a href="https://www.niit.com/authoring/Documents/New-Disclosures/Workplace%20Monitoring%20Policy.pdf">https://www.niit.com/authoring/Documents/New-Disclosures/Workplace%20Monitoring%20Policy.pdf</a>



## BUSINESS RESPONSIBILITY AND SUSTAINABILITY REPORT (Contd.)

### SECTION C: PRINCIPLE WISE PERFORMANCE DISCLOSURE

This section is aimed at helping entities demonstrate their performance in integrating the Principles and Core Elements with key processes and decisions. The information sought is categorized as “Essential” and “Leadership”. While the essential indicators are expected to be disclosed by every entity that is mandated to file this report, the leadership indicators may be voluntarily disclosed by entities which aspire to progress to a higher level in their quest to be socially, environmentally and ethically responsible.

**PRINCIPLE 1: Businesses should conduct and govern themselves with integrity, and in a manner that is Ethical, Transparent and Accountable.**

#### Essential Indicators

**1. Percentage coverage by training and awareness programs on any of the principles during the financial year:**

Segment	Total number of training and awareness programs held	Topics / principles covered under the training and its impact	% age of person in respective category covered by the awareness programs
Board of Directors	14	Corporate strategy and Perspective Planning, innovation culture, digital disruption and transformation, Risk Assessment and Risk Management, relevant regulatory changes and compliances.	100
Key Managerial Personnel	14	Corporate strategy and Perspective Planning, innovation culture, digital disruption and transformation, Risk Assessment and Risk Management, relevant regulatory	100
Employees Other Than BOD And KMPs	106	Corporate Etiquettes, Diversity and Inclusion, Financial Wellbeing, Health And Wellness, Code of Conduct, POSH, Stress Management, Sustainability, Sympathy V/s Empathy, Women's Health, Self- Defence & Work Life Balance	44
Workers	30	Access Control System, POSH, Corporate Etiquettes, Disaster Management, Environment Preservation, Electrical Safety, Health And Wellness, Standard Operating Procedure, Self- Defence, Work Place Safety, Working With Computer.	87

**2. Details of fines / penalties /punishment/ award/ compounding fees/ settlement amount paid in proceedings (by the entity or by directors / KMPs) with regulators/ law enforcement agencies/ judicial institutions, in the financial year, in the following format (Note: the entity shall make disclosures on the basis of materiality as specified in Regulation 30 of SEBI (Listing Obligations and Disclosure Obligations) Regulations, 2015 and as disclosed on the entity’s website):**

Monetary					
	NGRBC Principle	Name of the Regulatory / Enforcement / Agencies / Judicial institutions	Amount (In INR)	Brief of the case	Has an appeal been preferred? (Yes/No)
Penalty/ Fine					
Settlement					
Compounding fee			NIL		
Non-Monetary					
	NGRBC Principle	Name of the Regulatory / Enforcement / Agencies / Judicial institutions	Amount (In INR)	Brief of the case	Has an appeal been preferred? (Yes/No)
Imprisonment					
Punishment			NIL		

**3. Of the instances disclosed in Question 2 above, details of the Appeal/ Revision preferred in cases where monetary or non-monetary action has been appealed.**

Case Details	Name of the Regulatory / Enforcement Agencies / Judicial institutions
	NIL

**4. Does the entity have an anti-corruption or anti-bribery policy? If yes, provide details in brief and if available, provide a web link to the policy.**

Yes, NIIT has a Code of Conduct which defines the anti-corruption and anti-bribery guidelines incorporated in it. The link to the Code of Conduct can be accessed here: <https://www.niit.com/india/policies/BRSR/Anti-Bribery-Corruption-and-Money-Laundering-Policy.pdf>

**BUSINESS RESPONSIBILITY AND SUSTAINABILITY REPORT (Contd.)**

5. Number of Directors/KMPs/employees/workers against whom disciplinary action was taken by any law enforcement agency for the charges of bribery/ corruption:

	FY24	FY23
Director	NIL	
KMPs		
Employees		
Workers		

6. Details of complaints with regard to conflict of interest:

	FY24		FY23	
	Number	Remarks	Number	Remarks
Number of complaints received in relation to issues of Conflict of Interest of the Directors	NIL			
Number of complaints received in relation to issues of Conflict of Interest of the KMPs				

7. Provide details of any corrective action taken or underway on issues related to fines / penalties / action taken by regulators/ law enforcement agencies/ judicial institutions, on cases of corruption and conflicts of interest.  
NA

8. Number of days of accounts payables ((Accounts payable \*365) / Cost of goods/services procured) in the following format:

	FY24	FY23
Number of days of accounts payables	92	72

9. Open-ness of business - Provide details of concentration of purchases and sales with trading houses, dealers, and related parties along-with loans and advances & investments, with related parties, in the following format:

Parameter	Metrics	FY 24	FY23
Concentration of Purchases	a. Purchases from trading houses as % of total purchases	NA	
	b. Number of trading houses where purchases are made from		
	c. Purchases from top 10 trading houses as % of total purchases from trading houses		
Concentration of Sales	a. Sales to dealers / distributors as % of total sales	NA	
	b. Number of dealers / distributors to whom sales are made		
	c. Sales to top 10 dealers / distributors as % of total sales to dealers / distributors.		
Share of RPTs in	a. Purchases (Purchases with related parties / Total Purchases)	9.87%	1.15%
	b. Sales (Sales to related parties / Total Sales)	2.4%	2.3%
	c. Loans & advances (Loans & advances given to related parties / Total loans & advances)	NIL	NIL
	d. Investments (Investments in related parties / Total Investments made)	NIL	NIL

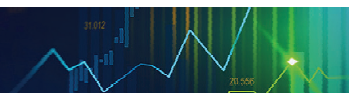
**Leadership Indicators**

1. Awareness programs conducted for value chain partners on any of the principles during the financial year:

Total number of awareness programs held	Topics / Principles covered under the training	% age of partners covered (by value of business done with such partners) under the awareness programs
279	The trainers/ professional engagement via contract mode covers principles like confidentiality, privacy and ethical practices in line with NGRBC Principle 1. Discussions are held with the trainers on standard of governance NIIT expects from its value chain partners.	100

2. Does the entity have processes in place to avoid/ manage conflict of interests involving members of the Board? (Yes/No) If Yes, provide details of the same.

Yes Firstly, NIIT takes annual affirmation from Board of Directors with reference to Conflict of Interest. Secondly, NIIT's Related Party Policy defines the process and procedures to identifying and managing conflicts of interests involving members of the Board. The policy elaborates on the guidance and mechanism in place for board members to address potential conflict of interests that may arise in certain business transactions. Before entering any transaction with a Related Party of a Board member, Company ensures that the Audit Committee approval is taken. Where any director is interested in any contract or arrangement with a Related Party, the director shall not participate during discussions on the subject matter of the resolution relating to such contract or arrangement.



## BUSINESS RESPONSIBILITY AND SUSTAINABILITY REPORT (Contd.)

**PRINCIPLE 2: Businesses should provide goods and services in a manner that is sustainable and safe.**

### Essential Indicators

- Percentage of R&D and capital expenditure (capex) investments in specific technologies to improve the environmental and social impacts of product and processes to total R&D and capex investments made by the entity, respectively.

	FY24	FY23	Details of improvements in environmental and social impacts
R&D	53	49	The company constantly invests in creating platforms and tools focusing on how we could impact these 3 vectors- our employees, customers, and vendors. These tools impacts quicker delivery and less travel requirements while meeting the company's objective.
Capex	6	NIL	The company has upgraded its solar power plant capacity to 85KW which will meet up to 15% of current non-renewable power consumption. It has further installed a provision to supply any power surplus to Grid in order to ensure no loss of power from renewable energy. The company has invested in replacement and upgradation of the DG set to meet the regulatory compliance as per Commission for Air Quality Management. The company has installed an STP facility and have achieved NIL discharge of wastewater from its primary office.

- Does the entity have procedures in place for sustainable sourcing? (Yes/No) Yes
  - If yes, what percentage of inputs were sourced sustainably?

NIIT has a procedure in place to onboard suppliers' basis sustainability parameters. NIIT follows a procurement process which factors MSME participation and evaluation of environment standards among our vendors. NIIT while selecting electrical, electronic and computer items, considers environmental parameters as one of the selection criteria.

Currently 16.86% procurement are done from organizations having sustainability goals published in public domain, and 19.63% percentage of procurement in India are made from MSME.

- Describe the processes in place to safely reclaim your products for reusing, recycling and disposing at the end of life, for (a) Plastics (including packaging) (b) E-waste (c) Hazardous waste and (d) other waste. (To Check With CSO)

Waste Type	Processes to reclaim through reuse, recycle, disposal at end of life
Plastics	NIIT follows a zero-plastic policy. If any plastic waste is generated through mechanical packaging, the same is disposed off by an authorized waste management vendor for further reuse.
E-Waste	NIIT disposes all E-Waste generated to an authorized e-waste management vendor and obtains certificate of compliance post safe disposal.
Hazardous Waste	Lubricant oil generated from DG sets is collected by an authorized waste vendor for its safe disposal.
Other Waste	All other waste such as cloths used for lubricant oils, etc. is provided to authorized waste vendor for further processing and disposal.

- Whether Extended Producer Responsibility (EPR) is applicable to the entity's activities (Yes / No). If yes, whether the waste collection plan is in line with the Extended Producer Responsibility (EPR) plan submitted to Pollution Control Boards? If not, provide steps taken to address the same.

No, EPR is not applicable for NIIT

### Leadership Indicators

- Has the entity conducted Life Cycle Perspective / Assessments (LCA) for any of its products (for manufacturing industry) or for its services (for service industry)? If yes, provide details in the following format?

NIC Code	Name of Product / Service	% of total Turnover contributed	Boundary for which the Life Cycle Perspective / Assessment was conducted	Whether conducted by independent external agency (Yes/No)	Results communicated in public domain (Yes/No) If yes, provide the web-link.
Not Applicable					

- If there are any significant social or environmental concerns and/or risks arising from production or disposal of your products / services, as identified in the Life Cycle Perspective / Assessments (LCA) or through any other means, briefly describe the same along-with action taken to mitigate the same.

Name of Product / Service	Description of the risk / concern	Action Taken
Not Applicable		

**BUSINESS RESPONSIBILITY AND SUSTAINABILITY REPORT (Contd.)**

3. Percentage of recycled or reused input material to total material (by value) used in production (for manufacturing industry) or providing services (for service industry):

Indicate input material	Recycled or re-used input material to total material	
	FY24	FY23
Not Applicable		

4. Of the products and packaging reclaimed at end of life of products, amount (in metric tonnes) reused, recycled, and safely disposed, as per the following format:

	FY24			FY23		
	Re-Used	Recycled	Safely Disposed	Re-Used	Recycled	Safely Disposed
Plastics (Including Packaging)	Not Applicable					
E-Waste						
Hazardous Waste						
Other Waste						

5. Reclaimed products and their packaging materials (as percentage of products sold) for each product category.

Indicate product category	Reclaimed products and their packaging materials as % of total products sold in respective category
Not Applicable	

Principle 3: Businesses should respect and promote the well-being of all employees, including those in their value chains.

**Essential Indicators**

1. a. Details of measures for the well-being of employees

% Of Employees Covered By											
Category	Total (A)	Health Insurance		Accident Insurance		Maternity Benefits		Paternity Benefits		Day Care Facilities	
		Number (B)	% (B / A)	Number (C)	% (C / A)	Number (D)	% (D / A)	Number (E)	% (E / A)	Number (F)	% (F / A)
<b>Permanent Employees</b>											
Male	483	483	100	483	100	-	-	483	100	418	87
Female	256	256	100	256	100	255	100	-	-	201	79
<b>Total</b>	<b>739</b>	<b>739</b>	<b>100</b>	<b>739</b>	<b>100</b>	<b>255</b>	<b>35</b>	<b>483</b>	<b>65</b>	<b>619</b>	<b>84</b>
<b>Other Than Permanent Employees</b>											
Male	122	116	95	116	95	-	-	116	95	116	95
Female	48	42	88	42	88	42	88	-	-	42	88
<b>Total</b>	<b>170</b>	<b>158</b>	<b>93</b>	<b>158</b>	<b>93</b>	<b>42</b>	<b>25</b>	<b>116</b>	<b>68</b>	<b>158</b>	<b>93</b>

- b. Details of measures for the well-being of workers:

% Of Worker Covered By											
Category	Total (A)	ESIC / Health Insurance		Accident Insurance		Maternity Benefits		Paternity Benefits		Day Care Facilities	
		Number (B)	% (B / A)	Number (C)	% (C / A)	Number (D)	% (D / A)	Number (E)	% (E / A)	Number (F)	% (F / A)
<b>Permanent Worker</b>											
Male	-	-	-	-	-	-	-	-	-	-	-
Female	-	-	-	-	-	-	-	-	-	-	-
<b>Total</b>	<b>-</b>	<b>-</b>	<b>-</b>	<b>-</b>	<b>-</b>	<b>-</b>	<b>-</b>	<b>-</b>	<b>-</b>	<b>-</b>	<b>-</b>
<b>Other Than Permanent Worker</b>											
Male	52	52	100	11	21	-	-	8	15	-	-
Female	2	2	100	1	50	1	50	-	-	-	-
<b>Total</b>	<b>54</b>	<b>54</b>	<b>100</b>	<b>12</b>	<b>22</b>	<b>1</b>	<b>50</b>	<b>8</b>	<b>15</b>	<b>-</b>	<b>-</b>



## BUSINESS RESPONSIBILITY AND SUSTAINABILITY REPORT (Contd.)

- c. Spending on measures towards well-being of employees and workers (including permanent and other than permanent) in the following format

	FY24	FY23
Cost incurred on well- being measures as a % of total revenue of the company	1.65	0.98

**Note :** This benefit is measured only for India employee and percentage is calculated on Standalone turnover. Benefits include costs incurred by the company on insurance premium paid for employee, savings scheme for employee's children, parenthood benefit and creche facility. Global benefits are governed by the local laws of each country where the person is located.

2. Details of retirement benefits, for Current FY and Previous Financial Year.

Benefits	FY24			FY23		
	No. of employees covered as a % of total employees	No. of workers covered as a % of total workers	Deducted and deposited with the authority (Y/N/N.A.)	No. of employees covered as a % of total employees	No. of workers covered as a % of total workers	Deducted and deposited with the authority (Y/N/N.A.)
PF	100	100	Yes	100	100	Yes
Gratuity	72	7	Yes	76	13	Yes
ESI	1	89	Yes	1	84	Yes
National Pension Scheme	2	NA	NA	2	NA	NA
Others - Superannuation	6	NA	NA	6	NA	NA

3. Accessibility of workplaces.

Are the premises / offices of the entity accessible to differently abled employees and workers, as per the requirements of the Rights of Persons with Disabilities Act, 2016? If not, whether any steps are being taken by the entity in this regard.

Yes, NIIT is an equal opportunity employer and upholds its commitment to non-discrimination as an utmost priority. In this backdrop, NIIT recognizes accessibility is critical to ensure rights to persons with disabilities and has taken the requisite steps to ensure that it is an accessible workplace across its offices in form of infrastructural investments in form of ramps, elevators and accessible washrooms for persons with disabilities.

4. Does the entity have an equal opportunity policy as per the Rights of Persons with Disabilities Act, 2016? If so, provide a web-link to the policy.

Yes, <https://www.niit.com/authoring/Documents/New-Disclosures/Equal%20Opportunity%20Policy.pdf>

5. Return to work and Retention rates of permanent employees and workers that took parental leave.

Gender	Permanent Employees		Permanent Workers	
	Return To Work Rate	Retention Rate	Return To Work Rate	Retention Rate
Male	100	82	NA	
Female	100	95		
<b>Total</b>	<b>100</b>	<b>90</b>		

6. Is there a mechanism available to receive and redress grievances for the following categories of employees and worker? If yes, give details of the mechanism in brief.

Category	Yes/No (If Yes, then give details of the mechanism in brief)
Permanent Workers	Yes, NIIT has a multi-tiered grievance handling mechanism that includes dedicated channels for addressing harassment, whistle-blower, security incidents, discrimination, general grievances, etc. which applies to all permanent and non-permanent employees and workers.
Other Than Permanent Workers	
Permanent Employees	They can informally bring up the issue with the manager or HR division and speaking with a Grievance Redressal Committee (GRC) member about it. An HR Leadership team representative can view the grievance via the <a href="mailto:GrievanceCell@niit.com">GrievanceCell@niit.com</a> email address or by submitting a written complaint to the Manager/Business HR. The CHRO of the company has an additional email address, <a href="mailto:CPO@niit.com">CPO@niit.com</a> , that can be used directly to handle grievances.  An option is also available for employee to post an Anonymous message on the Amber portal (AI powered HR Engagement portal). A link called as 'Anonymous Bat' is shared with the INITian's post completion of their feedback in Amber in order to message directly to CEO and CHRO without sharing the identity.
Other Than Permanent Employees	

## BUSINESS RESPONSIBILITY AND SUSTAINABILITY REPORT (Contd.)

### 7. Membership of employees and worker in association(s) or Unions recognised by the listed entity:

While NIIT does not restrict any employee from being a member of any employee-related association and provides freedom, it ensures that it abides by the local laws across the geographies that it operates in.

Category	FY24			FY23		
	Total employees / workers in respective category (A)	No. of employees / workers in respective category, who are part of association(s) or Union (B)	%(B/A)	Total employees / workers in respective category (C)	No. of employees / workers in respective category, who are part of association(s) or Union (D)	%(C/D)
Total Permanent Employees	NIL					
Male						
Female						
Total Permanent Workers						
Male						
Female						

### 8. Details of training given to employees and workers:

Category	FY24					FY23				
	Total (A)	On Health and safety measures		On Skill upgradation		Total (D)	On Health and safety measures		On Skill upgradation	
		No. (B)	%(B / A)	No. (C)	%(C / A)		No. (E)	%(E / D)	No. (F)	%(F / D)
Employees										
Male	605	58	10	189	31	907	422	47	153	17
Female	304	44	14	107	35	407	138	34	76	19
<b>Total</b>	<b>909</b>	<b>102</b>	<b>11</b>	<b>296</b>	<b>33</b>	<b>1314</b>	<b>560</b>	<b>43</b>	<b>229</b>	<b>17</b>
Workers										
Male	52	51	94	45	83	45	23	51	23	51
Female	2	2	100	1	50	9	1	11	1	11
<b>Total</b>	<b>54</b>	<b>48</b>	<b>89</b>	<b>42</b>	<b>78</b>	<b>54</b>	<b>24</b>	<b>44</b>	<b>24</b>	<b>44</b>

### 9. Details of performance and career development reviews of employees and worker:

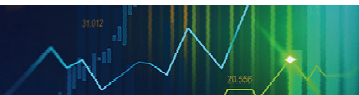
Category	FY24			FY23		
	Total (A)	No. (B)	%(B / A)	Total (C)	No.(D)	%(D / C)
Employees						
Male	605	574	95	907	599	66
Female	304	278	91	407	296	73
<b>Total</b>	<b>909</b>	<b>852</b>	<b>94</b>	<b>1314</b>	<b>895</b>	<b>68</b>
Workers						
Male	Not Applicable					
Female						
<b>Total</b>						

**Note** : Performance and career development reviews are held only for the employees who have completed a minimum of six months of service during the financial year.

### 10. Health and safety management system:

#### a. Whether an occupational health and safety management system has been implemented by the entity? (Yes/ No). If yes, the coverage of such system?

Yes, NIIT has a Health, Safety and Environment policy which governs creating a safe and health workplace for all employees and workers. Company follows policies and standards as recommended by ISO 45001 across its primary locations. The coverage of its occupational health and safety management system extends to all employees and workers. The Management of the company regularly monitors the compliance to health and safety norms. It also conducts mock drill at periodic intervals to ensure preparedness.



## BUSINESS RESPONSIBILITY AND SUSTAINABILITY REPORT (Contd.)

**b. What are the processes used to identify work-related hazards and assess risks on a routine and non-routine basis by the entity?**

NIIT has assigned a one-point contact i.e., a project coordinator to oversee and resolve risks and concerns related to work-related hazards on a routine and non-routine basis. Provisions such as Job Safety Analysis (JSA) and toolbox talk create a conducive environment for employees and workers to regularly assess, identify and report risks.

**c. Whether you have processes for workers to report the work related hazards and to remove themselves from such risks. (Y/N)**

Yes. NIIT has a safety incident reporting and management process to ensure that all work-related incidents (which include accidents, near-misses, unsafe conditions and unsafe acts) are reported and closed after taking necessary corrective actions. The organization also conduct multiple training and safety drills to create awareness about how to remove themselves from such risk.

**d. Do the employees/ worker of the entity have access to non-occupational medical and healthcare services? (Yes/ No)**

Yes, Employees are entitled to receive an annual medical health check-up fully funded by the company. Additionally, there are visiting doctors available at key locations for employees and workers to seek consultation at no cost. The workers are also protected under the ESI scheme.

**11. Details of safety related incidents, in the following format:**

Safety Incident/Number	Category*	FY24	FY23
Lost Time Injury Frequency Rate (LTIFR) (per one million-person hours worked)	Employees	NIL	NIL
	Workers		
Total recordable work-related injuries	Employees		
	Workers		
No. of fatalities	Employees		
	Workers		
High consequence work-related injury or ill-health (excluding fatalities)	Employees		
	Workers		

\* Including in the contract workforce

**12. Describe the measures taken by the entity to ensure a safe and healthy workplace.**

NIIT provides end to end health care solutions to employees as per medical insurance for them and their family members including added services such as lab services, virtual specialist doctor consultations, eye care solutions and dental services. We believe our workforce is our most valuable asset and it is towards this, that we have ensured safe and healthy workplaces for our employees across our offices in form of clean air, clean water, clean environment, air purifiers, and conducive work environment through engagement.

To deter any unsafe or unhealthy practices, NIIT observes stringent measures to ensure health and safety, beyond its above-mentioned initiatives. This includes having self-illuminated tape, anti-skid tape, battery operated emergency light across staircases and indoor purification of air to create a safe-environment and maintain health of employees and workers.

**13. Number of Complaints on the following made by employees and workers:**

Category	FY24			FY23		
	Filed during the year	Pending resolution at the end of year	Remarks	Filed during the year	Pending resolution at the end of year	Remarks
Working Conditions	NIL			NIL		
Health & Safety	NIL			NIL		

**14. Assessments for the year:**

Category	% of your plants and offices that were assessed (by entity or statutory authorities or third parties)
Health And Safety Practices	100
Working Conditions	100

**Note :** Health and Safety and working conditions are regularly reviewed internally by specify personal responsible for it. The review process complies with the ISO standards.

**15. Provide details of any corrective action taken or underway to address safety-related incidents (if any) and on significant risks / concerns arising from assessments of health & safety practices and working conditions.**

NA



**BUSINESS RESPONSIBILITY AND SUSTAINABILITY REPORT (Contd.)**

**Leadership Indicators**

1. Does the entity extend any life insurance or any compensatory package in the event of death of (A) Employees (Y/N) (B) Workers (Y/N).

Yes,

2. Provide the measures undertaken by the entity to ensure that statutory dues have been deducted and deposited by the value chain partners.

Yes, ECR challans (PF & ESIC) from the service provider are verified on a monthly basis to ensure statutory dues are deducted and deposited, in case NIIT stands as a principal employer.

3. Provide the number of employees / workers having suffered high consequence work- related injury / ill-health / fatalities (as reported in Q11 of Essential Indicators above), who have been are rehabilitated and placed in suitable employment or whose family members have been placed in suitable employment:

	Total no. of affected employees / workers		No. of employees /workers that are rehabilitated and placed in suitable employment or whose family members have been placed in suitable employment	
	FY24	FY23	FY24	FY23
Employees	NIL		NIL	
Workers				

4. Does the entity provide transition assistance programs to facilitate continued employability and the management of career endings resulting from retirement or termination of employment? (Yes/ No)

Yes, Based on requirement of the company in rare cases, the company either extends the service period by one to two years or contracts them as consultants for short periods. NIIT follows the practice of giving opportunity to perform, hence, non-performing employees are first put under performance improvement plan and only in case of non-performance, thereafter, can be terminated. NIIT also out counsels' people in case of redundancy after providing them with adequate time to look for alternative employment opportunities.

5. Details on assessment of value chain partners:

Category	% of value chain partners (by value of business done with such partners) that were assessed
Health And Safety Practices	1. Currently the organisation procures 16.86% of its material and services from organisation complied to the Global ESG Standards and reports available in public domain. 2. 28.93% of the procurement made by the organizations are from professional Individuals who are freelancers where such assessment cannot be conducted.
Working Conditions	

6. Provide details of any corrective actions taken or underway to address significant risks / concerns arising from assessments of health and safety practices and working conditions of value chain partners.

Not Applicable as no such risks or concerns have emerged.

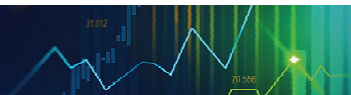
**PRINCIPLE 4: Businesses should respect the interests of and be responsive to all its stakeholders.**

**Essential Indicators**

1. Describe the processes for identifying key stakeholder groups of the entity.

NIIT Limited is a responsible corporate citizen and is committed to being responsive to all its stakeholders as identified by the senior management, including shareholders, customers, business associates, employees, vendors and suppliers, governments and society at large including communities that it operates in. We identify and prioritize our stakeholders based on the impact of the company on the stakeholders and the ability of the stakeholders to influence the functioning of the company. Such actions are laid out in our Code of Conduct document, which can be found on our website. Senior leadership, human resources, company secretary, chief finance officer, chief executive officer and operation leadership holds KRA for regular monitoring and reviewing of stakeholder engagement. The community engagement also includes activities done through NIIT foundation.

- Internal Stakeholders of NIIT include employees, senior leadership and Board of Directors.
- External stakeholders of NIIT include shareholders, customers, value chain partners and communities



## BUSINESS RESPONSIBILITY AND SUSTAINABILITY REPORT (Contd.)

2. List stakeholder groups identified as key for your entity and the frequency of engagement with each stakeholder group.

Stakeholder Group	Whether identified as Vulnerable & Marginalized Group (Yes/No)	Channels of communication (Email, SMS, Newspaper, Pamphlets, Advertisement, Community Meetings, Notice Board, Website) Other	Frequency of engagement (Annually / Half yearly / Quarterly / others – please specify)	Purpose and scope of engagement including key topics and concerns raised during such engagement
Employees	No	Surveys, Focus Group Discussions, HR, internal trainings, requirements (virtual and in -person modes), Townhalls conducted quarterly, Self service portal iNIITians , Amber the friendly BOT.	Weekly, monthly, quarterly, annually	Feedback & Grievance Redressal; Employee engagement (fun at work / motivation / happiness / passion / wellbeing, engagement for self-performance improvement and team productivity improvement and Career support programs.
Shareholders	No	Annual General Meetings, Focus Group Discussions, Shareholder Grievance Process, Investor meets , continuous disclosures.	Quarterly	Shareholders to be kept in loop throughout processes of the organization, to provide information through stock exchanges timely on the evolving market trends. Notices of AGMs on the website of NIIT on a regular basis, regular updation of website. Investor calls after quarterly closings and publication of results.
Communities	Yes	Skilling, education, and livelihood generation. Media releases, electronic media and social media.	Half Yearly	Need Assessment for CSR Projects & Grievance Redressal
Customers	No	Training modules, online discussions, feedback sessions, Customer satisfaction surveys, account management for enterprise customers and customer experience management team for retail customers.	Weekly, monthly, annually	Resolution of any delivery challenges. And feedback on technology & services being implemented.
Value Chain Partners	No	Training sessions, online discussions, monitoring and feedback sessions, specified vendor management team for onboarding and dispute resolution	On actual need – basis	At the time of onboarding, each value chain partner is onboarded on the precondition of compliance to privacy, anti-corruption, anti-bribery, human rights and ethical practices. Value chain partners are also explained their rights and grievance redressal mechanism.

### Leadership Indicators

1. Provide the processes for consultation between stakeholders and the Board on economic, environmental, and social topics or if consultation is delegated, how is feedback from such consultations provided to the Board.

There are multiple sub committees of the board (CSR committee, risk management, audit committee, shareholder governance, nomination and remuneration committee), where the management provides updates on matters like environmental changes, environmental risk, and other topics having a significant impact like people policy, etc. The respective business leadership team provides quarterly inputs on performance and yearly perspective planning for three years with budgets for the next year to the board members as per schedule. External professionals like statutory auditors, cost auditors, secretarial auditors, and other professional experts on matters like tax and M&A are regularly invited to submit their reports either to subcommittees or to the board directly. In fact, the NIIT Board conducts townhall meetings for its employees as the first stakeholders to be informed post the board's quarterly meeting to ensure a conducive environment to work in. Fire-side chats are also conducted for employees to voice their feedback directly to the NIIT Managing Director as well as CEO. There is robust customer feedback mechanisms from individual beneficiary to customer leadership team. The voice of the customers are discussed at the board meetings and future product and marketing strategies are derived accordingly.

2. Whether stakeholder consultation is used to support the identification and management of environmental, and social topics (Yes / No). If so, provide details of instances as to how the inputs received from stakeholders on these topics were incorporated into policies and activities of the entity.

Yes, The inputs received from board members, shareholders in the AGM, employee suggestions, and customer inputs through surveys are duly addressed with a specific action plan and timeline, which are monitored and then reported back to the respective stakeholders.

## BUSINESS RESPONSIBILITY AND SUSTAINABILITY REPORT (Contd.)

Based on employee feedback Leave policy is enhanced from 20 days to 32 days per year. This change is designed to support everyone's wellbeing and work life balance, giving the flexibility and time to relax, recharge and focus on what matters most.

Based on customer input the organization has implemented SCC clauses to ensure high level of data privacy to be maintained.

### 3. Provide details of instances of engagement with, and actions taken to, address the concerns of vulnerable/marginalized stakeholder groups.

NIIT is an equal opportunity organization, and each employee has equal rights. The concerns of our stakeholder groups are heard with utmost sensitivity, and we have a transparent process for raising their concerns independently through human resources. HR also ensures anonymity and keeps the complainant's information confidential from any and every other employee of our organization. During community programs, our point of contact creates a two-way and conducive communication pathway, and our grievance redressal policy also helps take the necessary recourse for concerns of stakeholder groups

NIIT foundation organizes job fair, invites industry experts for student facilitation and conducts door to door mobilisation activities for encouraging marginalized & vulnerable to persevere education.

### PRINCIPLE 5: Businesses should respect and promote human rights.

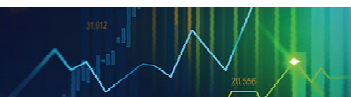
#### Essential Indicators

#### 1. Employees and workers who have been provided training on human rights issues and policy(ies) of the entity, in the following format:

Category	FY24			FY23		
	Total (A)	No. of employees / workers covered (B)	% (B / A)	Total (C)	No. of employees / workers covered (D)	% (D / C)
<b>Employees</b>						
Permanent	739	272	37	1090	1090	100
Other Than permanent	170	90	53	224	224	100
<b>Total Employees</b>	<b>909</b>	<b>362</b>	<b>40</b>	<b>1314</b>	<b>1314</b>	<b>100</b>
<b>Workers</b>						
Permanent	-	-	-	-	-	-
Other Than permanent	54	10	19	54	54	100
<b>Total Workers</b>	<b>54</b>	<b>10</b>	<b>19</b>	<b>54</b>	<b>54</b>	<b>100</b>

#### 2. Details of minimum wages paid to employees and workers, in the following format:

Category	FY24					FY23				
	Total (A)	Equal To Minimum Wage		More Than Minimum Wage		Total (D)	Equal To Minimum Wage		More Than Minimum Wage	
		No. (B)	% (B / A)	No. (C)	% (C / A)		No. (E)	% (E / D)	No. (F)	% (F / D)
<b>Employees</b>										
<b>Permanent</b>										
Male	483	-	-	483	100	748	-	-	748	100
Female	256	-	-	256	100	342	-	-	342	100
<b>Other Than Permanent</b>										
Male	122	6	5	116	95	159	-	-	159	100
Female	48	6	13	42	88	65	-	-	65	100
<b>Workers</b>										
<b>Permanent</b>										
Male	-	-	-	-	-	-	-	-	-	-
Female	-	-	-	-	-	-	-	-	-	-
<b>Other Than Permanent</b>										
Male	52	40	77	12	23	45	34	76	11	24
Female	2	2	100			9	1	11	8	89



## BUSINESS RESPONSIBILITY AND SUSTAINABILITY REPORT (Contd.)

### 3. Details of remuneration/salary/wages:

#### a. Median remuneration / wages:

Category	Male		Female	
	Number	Median remuneration/ salary/ wages of respective category ( In Million)	Number	Median remuneration/ salary/ wages of respective category ( In Million)
Board of Directors (BoD)*	8	2.27	3	0.40
Key Managerial Personnel**	6	8.87	1	3.49
Employees Other Than BoD And KMP	601	0.71	303	0.70
Workers	52	0.27	2	0.18

\*includes commission and sitting fees paid to Non-Executive Directors. Including non-executive directors associated for part of the year.

\*\* Includes Executive Directors and KMPs who were appointed or ceased during the financial year.

#### b. Gross wages paid to females as % of total wages paid by the entity, in the following format:

	FY24	FY23
Gross wages paid to females as % of total wages	23	22

Note : Details provided are for permanent employees.

### 4. Do you have a focal point (Individual/ Committee) responsible for addressing human rights impacts or issues caused or contributed to by the business? (Yes/No)

Yes

### 5. Describe the internal mechanisms in place to redress grievances related to human rights issues.

NIIT is committed to providing a fair, safe and productive work environment where grievances, if any, are dealt sensitively and expeditiously. A grievance policy and process is in place for NIITians to voice their concerns so they could be effectively addressed. A grievance may be about an act, omission, situation, or decision that the NIITian feels is unfair, discriminatory, or unjustified.

NIITians are encouraged to come forward with their grievances in the knowledge that the organization will take appropriate action to address those grievances. This can be done in an informal way by verbally communicating the issue to the Manager or HR and then getting it addressed along with a member from the Grievance Redressal Committee (GRC). The other option is to submit the complaint in writing to either Manager/Business HR or posting at email id [GrievanceCell@niit.com](mailto:GrievanceCell@niit.com) which is accessible by an authorized representative from the Leadership team of HR. Further to provide better confidentiality and independence an email ID [CPO@niit.com](mailto:CPO@niit.com) is available which is directly accessed by the CHRO of the company.

An option is also available to post an Anonymous message on the Amber portal (AI powered HR Engagement portal). A link called as 'Anonymous Bat' is shared with the INIITian's post completion of their feedback in Amber in order to message directly to CEO and CHRO without sharing the identity.

### 6. Number of Complaints on the following made by employees and workers:

Category	FY24			FY23		
	Filed during the year	Pending resolution at the end of year	Remarks	Filed during the year	Pending resolution at the end of year	Remarks
Sexual Harassment						
Discrimination at workplace						
Child Labour						
Forced Labour / Involuntary Labour		NIL			NIL	
Salary / Wages						
Other human rights related issues						

### 7. Complaints filed under the Sexual Harassment of Women at Workplace (Prevention, Prohibition and Redressal) Act, 2013, in the following format:

Complaints	FY24	FY23
Total Complaints reported under Sexual Harassment on of Women at Workplace (Prevention, Prohibition and Redressal) Act, 2013 (POSH)		
Complaints on POSH as a % of female employees / workers	NIL	NIL
Complaints On POSH upheld		

**BUSINESS RESPONSIBILITY AND SUSTAINABILITY REPORT (Contd.)**

**8. Mechanisms to prevent adverse consequences to the complainant in discrimination and harassment cases.**

The policy and processes comply with the prevailing laws, specifically the “The Sexual Harassment of Women at Workplace (Prevention, Prohibition and Redressal) Act, 2013.” In case any employee experiences any form of sexual harassment, they can report the incident by directly writing to the [care4women@niit.com](mailto:care4women@niit.com) / [grievancecell@niit.com](mailto:grievancecell@niit.com). The complaints raised via this channel are investigated, and handled with utmost fairness, equality and confidentiality by the Internal Complaints Committee (ICC). The ICC includes independent professionals from all walks of life. NIIT further ensures that standard SLAs as per law are met timely and in a just manner.

**9. Do human rights requirements form part of your business agreements and contracts? (Yes/No)**

Yes

**10. Assessments for the year:**

Complaints	% of your plants and offices that were assessed (by entity or statutory authorities or third parties)
Child labour	NIIT has conducted self-assessment for 100% of its offices. The organization’s Code of Conduct requires engagement of people considering child labour, modern slavery, and ethical practices. NIIT also has an Internal Complaints Committee and has clear channels of reporting any workplace sexual harassment. NIIT creates awareness of human rights through various modes of communication.
Forced/involuntary labour	
Sexual harassment	
Discrimination at workplace	
Salary / Wages	
Others – please specify	

**11. Provide details of any corrective actions taken or underway to address significant risks / concerns arising from the assessments at Question 10 above.**

Not applicable

**Leadership Indicators**

**1. Details of a business process being modified / introduced as a result of addressing human rights grievances/complaints.**

No business processes were modified or introduced as a result of addressing human rights grievances or complaints in the reporting period as no such complaints and grievances were raised.

**2. Details of the scope and coverage of any Human rights due-diligence conducted.**

Human rights due diligence was not conducted in the reporting period.

**3. Is the premise/office of the entity accessible to differently abled visitors, as per the requirements of the Rights of Persons with Disabilities Act, 2016?**


NIIT recognizes accessibility is critical to ensure rights to persons with disabilities and has taken the requisite steps to ensure that it is an accessible workplace across its offices in form of infrastructural investments in form of ramps, elevators, and accessible washrooms for persons with disabilities.

**4. Details on assessment of value chain partners:**

Complaints	% of your plants and offices that were assessed (by entity or statutory authorities or third parties)
Sexual harassment	1. Currently the 16.86% of the procurement are done through organisations who have published ESG or BRSR report as per global standards, confirming no such practices followed.  2. All the value chain suppliers have to accept as a part of contracting procedure, confirming compliance to the organisation’s code of conduct where such compliance are essential.
Discrimination at workplace	
Child labour	
Forced/involuntary labour	
Salary / Wages	
Others – please specify	

**5. Provide details of any corrective actions taken or underway to address significant risks / concerns arising from the assessments at Question 4 above.**

Not applicable.



## BUSINESS RESPONSIBILITY AND SUSTAINABILITY REPORT (Contd.)

**PRINCIPLE 6: Businesses should respect and make efforts to protect and restore the environment.**

### Essential Indicators

1. Details of total energy consumption (in Joules or multiples) and energy intensity, in the following format:

Parameter	FY24	FY23
<b>From renewable sources (in Gigajoules)</b>		
Total electricity consumption (A)	199.75	211.82
Total fuel consumption (B)	0	0
Energy consumption through other sources (C)	0	0
<b>Total energy consumed from renewable sources (in Gigajoules) (A+B+C)</b>	<b>199.75</b>	<b>211.82</b>
<b>From non-renewable sources (in Gigajoules)</b>		
Total electricity consumption (D)	8796.65	8,958.08
Total fuel consumption (E)	457.46	553.11
Energy consumption through other sources (C)	0	0
<b>Total energy consumed from non-renewable sources (in Gigajoules) (D+E+F)</b>	<b>9254.11</b>	<b>9511.19</b>
<b>Total energy consumed (in Gigajoules) (A+B+C+D+E+F)</b>	<b>9453.86</b>	<b>9723.01</b>
<b>Energy intensity per rupee of turnover</b> (Total energy consumed / Revenue from operations)	0.0000073	0.0000062
<b>Energy intensity per rupee of turnover adjusted for Purchasing Power Parity (PPP)*</b> (Total energy consumed / Revenue from operations adjusted for PPP)	0.0000003	0.0000003
<b>Energy intensity in terms of physical output</b> (Gigajoules / Employee head count)	11.28	7.90
<b>Energy intensity (optional)</b> – the relevant metric may be selected by the entity	Not Applicable	Not Applicable

**Note:** Indicate if any independent assessment/ evaluation/assurance has been carried out by an external agency? (Y/N) If yes, name of the external agency. – No

Note : The above numbers are for premises located in India as our global operations are mostly out of client location or employees are working from home. The global office locations do not have any significant power consumption.

\*The revenue from operations has been adjusted for PPP based on the latest PPP conversion factor published for the year 2022 by World Bank for India which is 22.88.

2. Does the entity have any sites / facilities identified as designated consumers (DCs) under the Performance, Achieve and Trade (PAT) Scheme of the Government of India? (Y/N) If yes, disclose whether targets set under the PAT scheme have been achieved. In case targets have not been achieved, provide the remedial action taken, if any. No
3. Provide details of the following disclosures related to water, in the following format:

Parameter	FY24	FY23
<b>Water withdrawal by source (in Kilolitres)</b>		
(i) Surface water	-	-
(ii) Groundwater	-	-
(iii) Third party water	7623	9008
(iv) Seawater / desalinated water	-	-
(v) Others	-	-
<b>Total volume of water withdrawal (in Kilolitres)</b> (i + ii + iii + iv + v)	<b>7623</b>	<b>9008</b>
<b>Total volume of water consumption (in Kilolitres)</b>	<b>7623</b>	<b>9008</b>
<b>Water intensity per rupee of turnover</b> (Total water consumption / Revenue from operations)	0.0000059	0.0000052
<b>Water intensity per rupee of turnover adjusted for Purchasing Power Parity (PPP)*</b> (Total water consumption / Revenue from operations adjusted for PPP)	0.0000003	0.0000002
<b>Water intensity in terms of physical output</b> (Kilolitres / Per Person)	9.10	6.70
<b>Water intensity (optional)</b> – The relevant metric may be selected by the entity.	Not Applicable	Not Applicable

**Note:** Indicate if any independent assessment/ evaluation/assurance has been carried out by an external agency? (Y/N) If yes, name of the external agency. - No

\*The revenue from operations has been adjusted for PPP based on the latest PPP conversion factor published for the year 2022 by World Bank for India which is 22.88.

## BUSINESS RESPONSIBILITY AND SUSTAINABILITY REPORT (Contd.)

### 4. Provide the following details related to water discharged:

Parameter	FY24	FY23		
<b>Water discharge by destination and level of treatment (in Kilolitres)</b>				
(i) To Surface water	NIL	NIL		
– No treatment				
– With treatment – Please specify level of treatment				
(ii) To Groundwater				
– No treatment				
– With treatment – Please specify level of treatment				
(iii) To Seawater				
– No treatment				
– With treatment – Please specify level of treatment				
(iv) Sent to third-parties				
– No treatment				
– With treatment – Please specify level of treatment				
(v) Others				
– No treatment - Municipal Sewage			7623	9008
– With treatment – Please specify level of treatment				
<b>Total water discharged (in Kilolitres)</b>	<b>7623</b>	<b>9008</b>		

**Note:** Indicate if any independent assessment/ evaluation/assurance has been carried out by an external agency? (Y/N) If yes, name of the external agency. - No

### 5. Has the entity implemented a mechanism for Zero Liquid Discharge? If yes, provide details of its coverage and implementation.

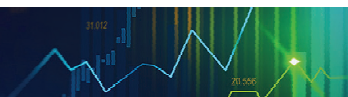
From FY25 NIIT's primary office will have a Zero Liquid Discharge as subsequently in the end of FY24, sewage treatment plant was operational with 25 KLD where sewage water will be treated on daily basis at primary level. Treatment plants water will be reused in landscaping and horticulture.

### 6. Please provide details of air emissions (other than GHG emissions) by the entity, in the following format:

Parameter	Please specify unit	FY24	FY23
NOx	Kg	37.08	46.78
SOx	Kg	8.32	10.50
Particulate matter (PM)	Kg	2.32	2.92
Persistent organic pollutants (POP)	NA	NA	NA
Volatile organic compounds (VOC)			
Hazardous air pollutants (HAP)			
Others – please specify			

**Note:** Indicate if any independent assessment/ evaluation/assurance has been carried out by an external agency? (Y/N) If yes, name of the external agency. – Yes – By Arihant Analytical Laboratory Pvt Ltd - (NABL Accreditation)

**Note:** This year company has invested in replacement and upgrade of the DG set to meet the regulatory compliance as per Commission for Air Quality Management hence reduction in values of air emissions is observed.



## BUSINESS RESPONSIBILITY AND SUSTAINABILITY REPORT (Contd.)

7. Provide details of greenhouse gas emissions (Scope 1 and Scope 2 emissions) & its intensity, in the following format:

Parameter	Unit	FY24	FY23
<b>Total Scope 1 emissions</b> (Break-up of the GHG into CO <sub>2</sub> , CH <sub>4</sub> , N <sub>2</sub> O, HFCs, PFCs, SF <sub>6</sub> , NF <sub>3</sub> , if available)	Metric tonnes of CO <sub>2</sub> equivalent	184.77	141.69
<b>Total Scope 2 emissions</b> (Break-up of the GHG into CO <sub>2</sub> , CH <sub>4</sub> , N <sub>2</sub> O, HFCs, PFCs, SF <sub>6</sub> , NF <sub>3</sub> , if available)	Metric tonnes of CO <sub>2</sub> equivalent	1734.89	1766.73
<b>Total Scope 1 and Scope 2 emission intensity per rupee of turnover</b> (Total Scope 1 and Scope 2 GHG emissions / Revenue from operations)		0.0000015	0.0000012
<b>Total Scope 1 and Scope 2 emission intensity per rupee of turnover adjusted for Purchasing Power Parity (PPP)*</b> (Total Scope 1 and Scope 2 GHG emissions / Revenue from operations adjusted for PPP)		0.00000006	0.00000005
<b>Total Scope 1 and Scope 2 emission intensity in terms of physical output</b> (Total Scope 1 and Scope 2 GHG emissions / Per Person)		2.291	1.553
<b>Total Scope 1 and Scope 2 emission intensity</b> (optional) – the relevant metric may be selected by the entity		Not Applicable	Not Applicable

**Note:** Indicate if any independent assessment/ evaluation/assurance has been carried out by an external agency? (Y/N)  
If yes, name of the external agency. – No

**Note :** Scope 1 emissions we have considered DG fuel (Diesel), Refrigerant gas, Extinguisher gas & Company Owned Vehicle fuel. Emission has increased due to refrigerate refilling.

\*The revenue from operations has been adjusted for PPP based on the latest PPP conversion factor published for the year 2022 by World Bank for India which is 22.88.

8. Does the entity have any project related to reducing Green House Gas emission? If Yes, then provide details.

Yes, NIIT continuously puts efforts to reduce Greenhouse Gas emissions by way of selecting energy efficient air conditioning, the choice of natural lighting, reducing oil leakages, and investments in renewable energy. NIIT prioritizes solar energy for its power consumption and reduces dependency on grid electricity. The company took the initiative of phasing out old computers with energy efficient laptops. NIIT also migrated its on-premise data center to cloud, significantly reducing the carbon footprint. The company moved from paper-based documents to digital documents both for customers as well as vendors. The company actively promotes online training delivery instead of offline to reduce travel, lowering carbon emission. In FY24 the majority of training programs were delivered online.

9. Provide details related to waste management by the entity, in the following format:

Parameter	FY24	FY23
<b>Total Waste generated</b> (in Metric Tonnes)		
Plastic waste (A)	NIL	0.001
E-waste (B)		0
Bio-medical waste (C)		NA
Construction and demolition waste (D)		0
Battery waste (E)		0.91
Radioactive waste (F)		NA
Other Hazardous waste. Please specify, if any. (G)		0
Other Non-hazardous waste generated (H). Please specify, if any. (Break-up by composition i.e. by materials relevant to the sector) ---- (DG Set used lube oil)		0.119
<b>Total (in Metric Tonnes) (A + B + C + D + E + F + G + H)</b>		<b>1.03</b>
<b>Waste intensity per rupee of turnover</b> (Total waste generated / Revenue from operations)		0.00000000065
<b>Waste intensity per rupee of turnover adjusted for Purchasing Power Parity (PPP)*</b> (Total waste generated / Revenue from operations adjusted for PPP)	0.00000000003	
<b>Waste intensity in terms of physical output</b> ( Metric Tonnes / Per Person)	0.000837398	
<b>Waste intensity</b> (optional) – the relevant metric may be selected by the entity	Not Applicable	Not Applicable



**BUSINESS RESPONSIBILITY AND SUSTAINABILITY REPORT (Contd.)**

Parameter	FY24	FY23
For each category of waste generated, total waste recovered through recycling, re-using or other recovery operations (in Metric Tonnes)		
<b>Category of waste</b>		
(i) Recycled	NIL	NIL
(ii) Re-used		
(iii) Other recovery operations		
<b>Total (in Metric Tonnes)</b>		
For each category of waste generated, total waste disposed by nature of disposal method (in metric tonnes)		
<b>Category of waste</b>		
(i) Incineration	NIL	NIL
(ii) Landfilling		
(iii) Other disposal operations		
<b>Total (in Metric Tonnes)</b>		

**Note:** Indicate if any independent assessment/ evaluation/assurance has been carried out by an external agency? (Y/N)  
If yes, name of the external agency. - No

\*The revenue from operations has been adjusted for PPP based on the latest PPP conversion factor published for the year 2022 by World Bank for India which is 22.88.

10. Briefly describe the waste management practices adopted in your establishments. Describe the strategy adopted by your company to reduce usage of hazardous and toxic chemicals in your products and processes and the practices adopted to manage such wastes.

NIIT provides all its non-hazardous and hazardous wastes through its authorized waste management vendor. Hazardous wastes include e-waste, oils from DG Sets, etc. which are all provided to authorized waste management vendors wherein the vendor recycles, reuses and disposes the waste. A certificate is also obtained from vendors to ensure proper management of hazardous waste.

11. If the entity has operations/offices in/around ecologically sensitive areas (such as national parks, wildlife sanctuaries, biosphere reserves, wetlands, biodiversity hotspots, forests, coastal regulation zones etc.) where environmental approvals / clearances are required, please specify details in the following format:

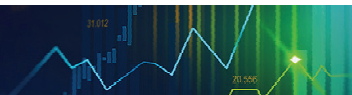
Sr. No.	Location of operations/offices	Type of operations	Whether the conditions of environmental approval / clearance are being complied with? (Y/N) If no, the reasons thereof and corrective action taken, if any.
No approvals were required considering no operations are conducted in ecologically sensitive areas			

12. Details of environmental impact assessments of projects undertaken by the entity based on applicable laws, in the current financial year:

Name and brief details of project	EIA Notification No.	Date	Whether conducted by independent external agency (Yes / No)	Results communicated in public domain (Yes / No)	Relevant Web link
Not Applicable					

13. Is the entity compliant with the applicable environmental law/ regulations/ guidelines in India; such as the Water (Prevention and Control of Pollution) Act, Air (Prevention and Control of Pollution) Act, Environment protection act and rules thereunder (Y/N). If not, provide details of all such non-compliances, in the following format:

Sr. No.	Specify the law / regulation / guidelines which was not complied with	Provide details of the non- compliance	Any fines / penalties / action taken by regulatory agencies such as pollution control boards or by courts	Corrective action taken, if any
Yes, NIIT is compliant with all Water, Air and Environment Protection and Control Acts. No non-compliances have been recorded against NIIT.				



## BUSINESS RESPONSIBILITY AND SUSTAINABILITY REPORT (Contd.)

### Leadership Indicators

#### 1. Water withdrawal, consumption and discharge in areas of water stress (in kilolitres): Not Applicable

For each facility / plant located in areas of water stress, provide the following information:

- (i) **Name of the area** - Not Applicable
- (ii) **Nature of operations** - Not Applicable
- (iii) **Water withdrawal, consumption and discharge in the following format:**

Parameter	FY24	FY23
<b>Water withdrawal by source</b> (in Kilolitres)		
(i) Surface water	Not Applicable as NIIT does not withdraw water from any water stress areas	Not Applicable as NIIT does not withdraw water from any water stress areas
(ii) Groundwater		
(iii) Third party water		
(iv) Seawater / desalinated water		
(v) Others		
<b>Total volume of water withdrawal</b> (in kilolitres) (i + ii + iii + iv + v)		
<b>Total volume of water consumption</b> (in kilolitres)		
<b>Water intensity in terms of physical output</b> (Kilolitres / Per Person)		
<b>Water intensity</b> (optional) – the relevant metric may be selected by the entity		
<b>Water discharge by destination and level of treatment</b> (in Kilolitres)		
(i) Into Surface water	Not Applicable as NIIT does not withdraw water from any water stress areas	Not Applicable as NIIT does not withdraw water from any water stress areas
– No treatment		
– With treatment		
– Please specify level of treatment		
(ii) Into Groundwater		
– No treatment		
– With treatment		
– Please specify level of treatment		
(iii) Into Seawater		
– No treatment		
– With treatment		
– Please specify level of treatment		
(iv) Sent to third-parties		
– No treatment		
– With treatment		
– Please specify level of treatment		
(v) Others		
– No treatment		
– With treatment		
– Please specify level of treatment		
<b>Total water discharged</b> (in kilolitres)		

**Note:** Indicate if any independent assessment/ evaluation/assurance has been carried out by an external agency? (Y/N) If yes, name of the external agency.

**BUSINESS RESPONSIBILITY AND SUSTAINABILITY REPORT (Contd.)**

2. Please provide details of total Scope 3 emissions & its intensity, in the following format:

Parameter	Unit	FY24	FY23
<b>Total Scope 3 emissions</b> (Break-up of the GHG into CO2, CH4, N2O, HFCs, PFCs, SF6, NF3, if available)	Metric tonnes of CO2 equivalent	475.70	710.64
<b>Total Scope 3 emissions per rupee of turnover</b> (Total Scope 3 / Revenue from operations)		0.00000037	0.00000045
<b>Total Scope 3 emission intensity (optional)</b> – the relevant metric may be selected by the entity		Not Applicable	Not Applicable

**Note:** Indicate if any independent assessment/ evaluation/assurance has been carried out by an external agency? (Y/N)  
If yes, name of the external agency. – No

**Note :** Scope 3 emissions is calculate using GRI emission rates for assets purchased, business travel using air, railways and road transport, and people commuting to office. The organization still follows the hybrid mode of operations, people working from home emission assumption are made based on usage of electrical and electronic appliances.

3. With respect to the ecologically sensitive areas reported at Question 11 of Essential Indicators above, provide details of significant direct & indirect impact of the entity on biodiversity in such areas along-with prevention and remediation activities.

No significant direct or indirect impact of the entity on biodiversity hence no prevention or remediation activities required.

4. If the entity has undertaken any specific initiatives or used innovative technology or solutions to improve resource efficiency, or reduce impact due to emissions / effluent discharge / waste generated, please provide details of the same as well as outcome of such initiatives, as per the following format:

Sr. No	Initiative undertaken	Details of the initiative (Web-link, if any, may be provided along-with summary)	Outcome of the initiative
1.	The company has upgraded its solar power plant capacity from 40 KWH to 85 KWH which will meet up to 15% of current non-renewable power consumption. It has further installed a provision to supply any power surplus to Grid in order to ensure no loss of power from renewable energy.		
2.	The company has invested in replacement and upgrade of the DG set to meet the regulatory compliance as per Commission for Air Quality Management.		
3.	Office has installed STP plant of capacity 25 KLD (Kilo Liter Daily) where used water is re-process and used for horticulture.		

5. Does the entity have a business continuity and disaster management plan? Give details in 100 words/ web link.

NIIT has a strong Business Continuity Management System (BCMS) committed to implement Business Continuity Management in accordance with ISO 22301:2019. NIITs Business Continuity Plan (BCP) identifies Emergency Response Team (ERT), Incident Response Team (IRT), Functional Response Team (FRT) and Damage Assessment Recovery Team (DART) specific action tasks needed to be taken during an incident.

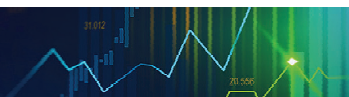
NIIT has an alternate recovery site in a secured environment with adequate infrastructure, technology, system, and resources required for recovery in place.

6. Disclose any significant adverse impact to the environment, arising from the value chain of the entity. What mitigation or adaptation measures have been taken by the entity in this regard.

NIIT consistently monitors its impact on the environment, however, except for the above-mentioned environmental indicators on consumption, among other metrics. For its value chain partners, NIIT selects value chain partners having ethical practices as criteria but does not monitor its value chain for any such activities.

7. Percentage of value chain partners (by value of business done with such partners) that were assessed for environmental impacts.

Do not record.



## BUSINESS RESPONSIBILITY AND SUSTAINABILITY REPORT (Contd.)

**PRINCIPLE 7:** Businesses, when engaging in influencing public and regulatory policy, should do so in a manner that is responsible and transparent.

### Essential Indicators

1. a. **Number of affiliations with trade and industry chambers/ associations.**

NIIT Group has affiliations with Seven industry chambers/associations

- b. **List the top 10 trade and industry chambers/ associations (determined based on the total members of such body) the entity is a member of/ affiliated to.**

Sr. No.	Name of the trade and industry chambers/ associations	Reach of trade and industry chambers/ associations (State/National)
1	National Association of Software and Service Companies (NASSCOM)	National
2	Confederation of Indian Industries (CII)	National
3	T-ITeS Sector Skills Council, NASSCOM	National
4	Federation of Indian Chambers of Commerce & Industry (FICCI)	National
5	PHD Chamber of Commerce and Industry (PHDCCI)	National
6	Technology Services Industry Association – TSIA	International
7	Learning and Performance Institute	International

2. **Provide details of corrective action taken or underway on any issues related to anti- competitive conduct by the entity, based on adverse orders from regulatory authorities.**

Name of authority	Brief of the case	Corrective action taken
NIL		

### Leadership Indicators

1. **Details of public policy positions advocated by the entity:**

Sr. No.	Public policy advocated	Method resorted for such advocacy	Whether information available in public domain? (Yes/No)	Frequency of Review by Board (Annually / Half yearly / Quarterly / Others – please specify)	Web Link, if available
1	Membership with industry body	The Company works with apex industry institutions that are engaged in policy advocacy, like the National Association of Software and Service Companies (NASSCOM), Confederation of Indian Industries (CII), IT-ITeS Sector Skills Council, NASSCOM, and various other forums including regional Chambers of Commerce. The Company's engagement with the relevant authorities is guided by the values of commitment, integrity, transparency and taking into consideration interests of all stakeholders.	Yes	As and when required	
2	Sector-wise matters taken having national priorities.	Mr. Rajendra S Pawar (Executive Chairman of NIIT Ltd) completed his term as Vice Chairman of NCARE (National Council of Applied Economic Research) governing body in August 2023 and was former chairman in Data Security council of India, actively involves in advocating policies of data security and AI impact on economic development of the country from April 2019 - March 2023. He also chaired NASSCOM Cyber Security Task Force.	Yes	As and when required	<a href="https://www.dsci.in/content/dsci-team">https://www.dsci.in/content/dsci-team</a>
		Mr. Vijay K Thadani (Vice Chairman and Managing Director of NIIT Ltd) currently serving as a Mentor at the All-India Management Association (AIMA), is a member of Board of Governors of Management & Entrepreneurship and Professional Skills Council (MEPSC) and co-chairs the CII Centre for Digital Transformation. He actively takes part in the digital transformation initiative of the government as part of the council.	Yes	As and when required	<a href="https://ylc.aima.in/about/mentors.php">https://ylc.aima.in/about/mentors.php</a> <a href="https://www.mepsc.in/category/board-of-governors/?post_type=management">https://www.mepsc.in/category/board-of-governors/?post_type=management</a> <a href="https://ciicdt.com/home/about_data">https://ciicdt.com/home/about_data</a>

## BUSINESS RESPONSIBILITY AND SUSTAINABILITY REPORT (Contd.)

PRINCIPLE 8 : Businesses should promote inclusive growth and equitable development.

### Essential Indicators

1. Details of Social Impact Assessments (SIA) of projects undertaken by the entity based on applicable laws, in the current financial year.

Name and brief details of project	SIA Notification No	Date of notification	Whether conducted by independent external agency (Yes / No)	Results communicated in public domain (Yes / No)	Relevant Web link
NIL					

2. Provide information on project(s) for which ongoing Rehabilitation and Resettlement (R&R) is being undertaken by your entity, in the following format:

Sr. No.	Name of Project for which R&R is ongoing	State	District	No. of Project Affected Families (PAFs)	% of PAFs covered by R&R	Amounts paid to PAFs in the FY (In INR)
Not Applicable						

3. Describe the mechanisms to receive and redress grievances of the community.

NIIT Group conducts regular discussions and focused group sessions with the communities it impacts through CSR initiatives.

4. Percentage of input material (inputs to total inputs by value) sourced from suppliers:

	FY24	FY23
Directly sourced from MSMEs/ small producers	19.63	30.28
Directly from within India	99.78	99.71

Note : Data considered only for India operation.

5. Job creation in smaller towns – Disclose wages paid to persons employed (including employees or workers employed on a permanent or non-permanent / on contract basis) in the following locations, as % of total wage cost.

Location	FY24	FY23
Rural	0.8	0.3
Semi-urban	1.2	1.3
Urban	10.3	11.5
Metropolitan	87.8	86.8

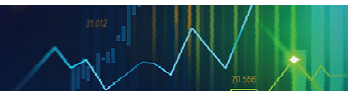
(Place to be categorized as per RBI Classification System - rural / semi-urban / urban / metropolitan)

**Note :** Employees at our India locations have been considered.

### Leadership Indicators

1. Provide details of actions taken to mitigate any negative social impacts identified in the Social Impact Assessments (Reference: Question 1 of Essential Indicators above):

Details of negative social impact identified	Corrective action taken
NIL	



## BUSINESS RESPONSIBILITY AND SUSTAINABILITY REPORT (Contd.)

### 2. Provide the following information on CSR projects undertaken by your entity in designated aspirational districts as identified by government bodies:

NIIT Foundation, partners with other organizations and corporates through which it focuses on driving projects in aspirational districts. These projects are run with the objective to provide mass awareness, skill development and improve employability in order to create better sustenance for the lives we impact.

Sr. No.	State	Aspirational District	Amount spent (In ₹K)
1	Andhra Pradesh	Vizianagaram	368.72
2	Assam	Udalguri	368.72
3	Bihar	Aurangabad, Banka, Begusarai, Fatehpur, Jamui, Muzaffarpur, Purnia, Sheikhpura	8296.86
4	Chhattisgarh	Bastar, Korba, Mahasamund	1106.17
5	Gujarat	Morbi	368.72
6	Haryana	Mewat	368.72
7	Jharkhand	Bokaro, Gumla, Khunti, Ramgarh, Ranchi	2212.34
8	Maharashtra	Chatra, Nandurbar	1639.37
9	Odisha	Balangir, Banka, Dhenkanal, Gajapati, Kalahandi, Koraput, Nabarangpur, Rayagada	4133.71
10	Uttar Pradesh	Chandel	368.72
11	West Bengal	Birbhum	368.72
<b>Grand Total</b>			<b>19600.81</b>

### 3. a) Do you have a preferential procurement policy where you give preference to purchase from suppliers comprising marginalized /vulnerable groups? (Yes/No) - No

(b) From which marginalized /vulnerable groups do you procure? NA

(c) What percentage of total procurement (by value) does it constitute? NA

### 4. Details of the benefits derived and shared from the intellectual properties owned or acquired by your entity (in the current financial year), based on traditional knowledge:

Sr. No.	Intellectual Property based on traditional knowledge	Owned/ Acquired (Yes/No)	Benefit shared (Yes / No)	Basis of calculating benefit share
No benefits derived or shared from intellectual properties owned or acquired based on traditional knowledge				

### 5. Details of corrective actions taken or underway, based on any adverse order in intellectual property related disputes wherein usage of traditional knowledge is involved.

Name of authority	Brief of the Case	Corrective action taken
Not Applicable		

### 6. Details of beneficiaries of CSR Projects:

Sr. No.	CSR Project	No. of persons benefitted from CSR Projects	% of beneficiaries from vulnerable and marginalized groups
1	In FY24 NIIT subsidiary (RPS) spent INR 3.7 Mn as CSR funding, primarily to provide scholarship to students deserving to be pursuing their engineering degree education.	30	
2	HR CSR – The company took an initiative of obtaining gift items for its employees in order to support the marginalized women community. This initiative has been done through such NGOs who are operating in support of these communities. Total spent is INR 0.25 Mn.	329 Units purchased	100

- NIIT University has launched an Ecological resurrection in its surrounding Aravalli Hills, popularly known as 'Kali Pahari', a pahari much plagued by chronic illegal mining. NIIT University has launched a drive called 'Shram-Daan' in an effort to convert the neighboring barren 'Kali Pahari' to a fertile 'Hari Pahari'. Almost 10,000 trees have been planted so far using drip-irrigation. The district forest authorities have also appreciated this initiative by granting the University with cash award.
- SAABI Nadi Punnahjivan Abhiyaan : NIIT University has joined hands with also leading a campaign to revive the Sabi River, which has a course East of Kali Pahari but had dried out over last 2-3 decades in collaboration with Mr. Rajendra Singh Pawar (India's Jal Purush), who was awarded the Nobel Prize for Water on 26 Aug 2015 at Stockholm

## BUSINESS RESPONSIBILITY AND SUSTAINABILITY REPORT (Contd.)

PRINCIPLE 9 : Businesses should engage with and provide value to their consumers in a responsible manner.

### Essential Indicators

**1. Describe the mechanisms in place to receive and respond to consumer complaints and feedback.**

NIIT has a Data Subject Request Portal in place where a consumer can exercise their privacy rights. The link is provided here <https://www.niit.com/DSR/index.html>. Customers can also write to NIIT on [CustomerCareDigital@niit.com](mailto:CustomerCareDigital@niit.com) or [CustomerCare@niit.com](mailto:CustomerCare@niit.com) for any complaints and feedback.

**2. Turnover of products and/ services as a percentage of turnover from all products/service that carry information about:**

	As a percentage to total turnover
Environmental and social parameters relevant to the product	No services carry such information hence turnover as a percentage is not applicable.
Safe and responsible usage	
Recycling and/or safe disposal	

**3. Number of consumer complaints in respect of the following:**

	FY 24		Remarks	FY23		Remarks
	Received during the year	Pending resolution at end of year		Received during the year	Pending resolution at end of year	
Data privacy	109	0		100	0	
Advertising	0	0		0	0	
Cyber-security	0	0		0	0	
Delivery of essential services	0	0		0	0	
Restrictive Trade Practices	0	0		0	0	
Unfair Trade Practices	0	0		0	0	
Other	0	0		0	0	

**4. Details of instances of product recalls on account of safety issues:**

	Number	Reasons For Recall
Voluntary Recalls	Not material to business	
Forced Recalls		

**5. Does the entity have a framework/ policy on cyber security and risks related to data privacy? (Yes/No) If available, provide a web-link of the policy.**

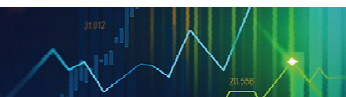
We have Privacy Policy in place, which is enabled NIIT website, clearly state that how the user data is collected, used, shared and retained and also indicate the process of transferring the user data to third parties. Kindly refer the following links: <https://www.niit.com/india/training/policy/pages/privacy-statement.aspx>.

**6. Provide details of any corrective actions taken or underway on issues relating to advertising, and delivery of essential services; cyber security and data privacy of customers; re-occurrence of instances of product recalls; penalty / action taken by regulatory authorities on safety of products / services.**

No such complaint received, or action taken against the company.

**7. Provide the following information relating to data breaches:**

- Number of instances of data breaches. - NIL
- Percentage of data breaches involving personally identifiable information of customers. - NIL
- Impact, if any, of the data breaches. - NA



## BUSINESS RESPONSIBILITY AND SUSTAINABILITY REPORT (Contd.)

### Leadership Indicators

1. **Channels / platforms where information on products and services of the entity can be accessed (provide web link, if available).**

All of NIIT's services are available on [www.niit.com](http://www.niit.com)

2. **Steps taken to inform and educate consumers about safe and responsible usage of products and/or services.**

NIIT engages with each customer through transparent contracting process before any service commitment is made. All the disclosures pertaining to the usage of products including services and its inclusions are provided to all customers as a prerequisite

3. **Mechanisms in place to inform consumers of any risk of disruption/discontinuation of essential services.**

NIIT agrees with service level agreements for uptime with each of its customer in its contract wherein mechanism to intimate the customer for any disruption is also provided. All measures to report any disruptions and discontinuations are also provided via full disclosure to NIIT's customers.

4. **Does the entity display product information on the product over and above what is mandated as per local laws? (Yes/No/Not Applicable) If yes, provide details in brief. Did your entity carry out any survey with regard to consumer satisfaction relating to the major products / services of the entity, significant locations of operation of the entity or the entity as a whole? (Yes/No).**

Yes, NIIT displays all information regarding its education delivery programs, in compliance with the regulatory requirements. NIIT also upholds transparency when providing information around all its services. For more details, refer to our website [www.niit.com](http://www.niit.com).

Yes, NIIT carries customer satisfaction survey relating to major products and services.